



# "The Buzz"



**Appalachian Region N**  
[www.region-n.org](http://www.region-n.org)

**GWRRA Sun Sphere Wings  
Chapter B Knoxville Tennessee  
August 2016 Newsletter**

**Tennessee Chapter B**  
Chartered December 14th 1982  
*Home of the 1982 Worlds Fair*

**Glenda & Alan Keough**  
Region N Directors  
[www.gwrraregndir@yahoo.com](mailto:www.gwrraregndir@yahoo.com)



**Chapter B Senior Directors**  
**Tom & Kathy Peck**  
You can reach them at home  
423-907-9712 or  
email: [tomkatpeck@msn.com](mailto:tomkatpeck@msn.com)

**Gary & Patti Hamilton**  
Tennessee District Directors  
[www.tngwrra.org](http://www.tngwrra.org)



**Gold Wing Road Riders Association**  
**GWRRA Director: Ray & Sandy Garris**  
National Web site [www.gwrra.org](http://www.gwrra.org)  
*Friends For Fun Safety and Knowledge*



**Volume 35: Number 8**

Chapter B Web Site  
[www.tn-b.org](http://www.tn-b.org)

Newsletter Editors:  
Tom & Kathy Peck [tomkatpeck@msn.com](mailto:tomkatpeck@msn.com)

Join us the **First Tuesday** each month at **Shoney's Restaurant**  
2405 Andersonville Hwy, Clinton, TN 37716, Exit 122 off I-75  
(Rt. 61 Museum exit) Just north of Knoxville, Ph. 865-494-7295  
Eat at 6:00 PM & our social starts promptly at 7:00 PM  
***Hope to see Y'all there!!!***



**July 16th Saturday  
Lunch Ride to the Green  
Tomato in Mooresburg.**  
Beautiful day and an  
exciting mountain ride to  
the famous Green Toma-  
to for lunch.  
Thanks to all those who  
turned out and welcome  
to our new visitors for  
joining us.



# Chapter B Staff

## Senior Directors

Tom & Kathy Peck  
423-907-9712  
tomkatpeck@msn.com

## Assistant Directors

Scott Seal (Amy)  
423-566-8250  
gwrra2003@live.com

## Treasurer

Joann Smith  
423-562-2876  
memories1962@comcast.net

## “Couple of the Year” 2016

Roy & Joyce Jennings  
865-256-6645  
jbjennings@comcast.net

## “Individual of the Year” 2016

Vickie Litterell  
901-598-0205  
valitterell@gmail.com

## Chapter Educator

Jerry Ciesla (Irene)

## Ride Coordinator

Brian Richards (Loretta)  
865-249-6173  
barljr@comcast.net

## Membership Enhancement

Bobbie Beeler (Kyle)  
865-247-6247  
bebeeler@comcast.net

## Chapter Store

Pat Talley (Chuck)  
423-562-1962  
talleylakeside@gmail.com

## Game Night Coordinator

Linda Bridges (Mike)  
865-922-9266  
redsmycolor@live.com

## Sunshine

Emily Lewis  
865-938-8223  
mawmawx3tce@gmail.com

## Technical Advisor

Brian Richards (Loretta)  
865-249-6173  
barljr@comcast.net

## Awards Coordinator

Debbie Rhoads  
865-945-3894  
debrhoads@yahoo.com

## Web Master / Newsletter Editor

Tom & Kathy Peck  
423-907-9712  
tomkatpeck@msn.com

## From Your Senior Chapter B Directors, Tom & Kathy Peck



### *Pics from March 2009 trip to Florida and the Keys*

Hi Everyone,

*With the summer riding season now in full swing I hope you all have found a way to stay cool. The temps in the 90's do not make our sport that exciting. Late afternoon bike trips are in order. We found that out at one of our dinner rides as we left home in the low 90's; just 1 hour into our trip to the Captain's Galley we were in the high 70's, now that's a huge change. Rain showers earlier in the area sure cooled things off making the ride much more comfortable.*

*Many of you will be going on trips now that the vacation season is here. Plan your trip carefully making plenty of stops to control your body temperature. Remember when you cover that bare skin you are in the shade, just a thought!*

*Scott and Amy have announced that they will be stepping down at the end of the year as Assistant Chapter Directors. They've been at that position since 2010—that's 7 years of faithful service to our chapter! What great assistants they have been, and such large shoes to fill! We're working on filling that important slot and will keep you posted as things progress.*

*Hope to see all of you soon at our Chapter B gathering Tuesday evening.*

**Tom**



# Night at the Captains Galley



Tuesday evening rolled around and it was time to head out for our monthly dinner ride. This month it was suggested we go to the Captains Galley over in the Dandridge area.

The day had been very hot and thought maybe we would go in the car where we were sure to have some AC running keeping cool. Instead we decided to go on the bike even though the temps were in the 90's as we left the house. No one from our area in Lafollette and Jacksboro had mentioned going so we made the trip up the valley into Harrogate. We took 25E up over the mountain then back US11W and Rutledge Pike where we picked up TN92 towards Jefferson City.

We noticed the temperature dropping like a rock;

really felt good, had to turn off the air wings. Kathy even mentioned maybe she needed her jacket liner. The streets were wet as we approached the Cherokee Dam State Park so we knew they must have had a pretty good storm explaining the rapid drop in the temperature. Continued on 92 over to I-40 where the Captain's Galley is located.

Pretty good group showed up to enjoy some really good sea food, their specialty. The girls set us up in their large meeting room where we could all sit and visit before the food arrived. Nice to meet Vickie's sister Jeri.

After a group photo we headed home.


Everyone scattered since those who attended were from all parts of the greater Knoxville area. Good time, Good ride, great food and friends— hard to beat that combination, look forward to the Concord Lakeside Tavern August 16th, hope you can make it.



*Submitted by Tom*



# Technical Article: By Tech Advisor Brian Richards



## By the Book

Let me ask a question, and hopefully, at least to yourself, you will give an honest answer ... have you read, or at least reviewed that special book you got with your motorcycle, called the "Owner's Manual"? I know a lot of us (and I do include myself in the "us") operate under the old adage "if all else fails, read the manual"!

Well, there is a whole lot of really significant information in there that could prove VERY beneficial to a smooth partnership between you and your motorcycle. Knowing how certain pieces of equipment are supposed to function, and be used, can really make a difference in fully enjoying your ride.

One of the more significant sections that you, as the owner, need to be aware of and pay attention to is the Maintenance Schedule. Be sure to look in the index in the back of your owner's manual for "Schedule, Maintenance" and check out the page(s) indicated. Of particular use in that section is a chart showing items that need to be watched, and the frequency of service for each. Keeping to the indicated schedule will help your motorcycle stay in proper functioning condition, as well as keeping it covered under the warranty.

The "Maintenance Schedule" chart is very important, but hopefully is fairly easy to interpret. There are generally two main sections, one that covers the "emissions-related items", and one that covers the "non-emissions-related items". The codes shown in the chart are pretty straight-forward, "I" for inspect, "C" for clean, "R" for replace. The individual columns are for the odometer readings for the recommended interval for servicing each item. The manual does have notes explaining some of the requirements, and also differentiates what Honda feels are things that

can be done by a reasonably mechanically-inclined owner and which it recommends be done by your qualified Honda Service Department. Some of these more involved procedures can require special tools and knowledge, while others are pretty straight-forward. Many of those procedures have been done in the past at the chapter's annual "Maintenance Day" at Tom & Kathy Peck's home, especially the simpler ones like changing the oil, or replacing spark plugs, etc.

One of the more significant maintenance items from a safety perspective is the inspection of the steering head bearings. Your Owner's Manual will list the recommended interval, and it also lists this as an item best done by a qualified Honda Service Technician. I have not gotten deep into this process myself, but I know that Tom Peck has, and with the right tools, and proper know-how, it is not a major undertaking. But it is something that can significantly affect the safety of your motorcycle. A good sign of potential problems is a front-end wobble, or when turning your handlebars from left to right you get an indentation feeling in the center point. These can be signs that your steering stem bearings may be worn out. If you have either or both of these, you might want to consider alternatives, a great many Gold Wing GL1800 owners have upgraded their steering head bearings to what are called "tapered bearings", which have proven very effective at eliminating the front-end wobble, and many reported much better handling with the advantage of extended maintenance intervals.

Another section that while not as "important" for the proper functioning of your motorcycle, can make a major impact on how much you enjoy riding it, is the "Audio Systems". There is a LOT of important information in that section about the audio systems contained in your motorcycle, including the best way to set the parameters of the different pieces. There are several different versions of audio systems available, depending on your motorcycle model (GL1500, GL1800, etc.), year (later years had more advanced systems with more options), and level within the year (such as the base model or models with more features, like a navigation system, or XM satellite radio). The Owner's Manual will go into detail about how to set the different systems up to do what YOU want it to, there are a myriad of possible combinations, depending on the individual preferences of you, the owner. But I will try to cover a few of the basics.

One audio system that confuses a lot of owners is the CB, and the biggest culprit of CB problems/confusion is the "squelch". The squelch control on a CB radio filters out interference from atmospheric conditions or chatter from nearby channels or others on the same channel that are farther away but have a strong signal (like that trucker with a booster on his CB that overpowers everything around).

Continues on next page

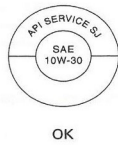


Continued from page 4

**Oil Recommendation**

API classification	SG or higher except oils labeled as energy conserving on the circular API service label
viscosity (weight)	SAE 10W-30
JASO T 903 standard	MA
suggested oil*	Pro Honda GN4 4-stroke oil (USA & Canada), or Honda 4-stroke oil (Canada only), or an equivalent motorcycle oil.

- \* Suggested oils are equal in performance to SJ oils that are not labeled as energy conserving on the circular API service label.
- Your motorcycle does not need oil additives. Use the recommended oil.
- Do not use oils with graphite or molybdenum additives. They may adversely affect clutch operation.
- Do not use API SH or higher oils displaying a circular API "energy conserving" service label on the container. They may affect lubrication and clutch performance.



- Do not use non-detergent, vegetable, or castor based racing oils.

The geography of your location can also cause interference during CB communication. The higher you have the squelch setting on your CB, the more "filtering" is done, up to and beyond the point that you may not even be able to hear the others in your riding group, especially if you are spread out a fair distance. But if you have the setting too low, you can get a lot of extraneous noise, and hissing. So you want to find that happy medium, which can change depending on a number of different conditions, so remember that what you had it set at for that ride you took with your friends last week, may not be good for today's ride.

Another hint about the CB, that I had covered in the Tech article in the May 2015 chapter newsletter but will touch on again here, is the transmit delay. Honda's CB has an internal capacitor that stores power to be used to transmit your voice when you press the "PTT" (Push-To-Talk) button. However, when not being used, i.e., you have been riding for awhile and have not used your CB to talk to anyone, the capacitor's power storage drains away, so the next time you press the PTT, there is a slight delay until it can build up enough power to send your voice out. What this means is that if you don't press the PTT and count to at least 3 before saying anything, those first few words do not get transmitted. If you have only said a very brief message, such as a warning like "debris, left track", what your fellow riders might hear, if they hear anything at all, might just be "...track". So remember to press the PTT, count to 3, THEN start talking.

One useful feature on the AM/FM radio for us Wing-ers, who like to take longer rides to areas outside our local

area, is the A.SEL RPT/RDM. This can be helpful when you're beyond the broadcast range of the local radio stations you normally listen to, such as gone out-of-state to a rally, or maybe to Wing Ding. To activate the "Auto Select" feature, push the A.SEL RPT/RDM button. "A.SEL RPT/RDM" should appear in the display, and the system will go into scan mode for several seconds. It automatically scans both bands, AM and FM, looking for stations with strong signals. It stores the frequencies of both the AM and FM stations it finds into the preset buttons. You can then use the preset buttons to listen to a station that has a strong signal where you are. Of note, Auto Select does NOT erase the home frequencies that you have preset. When you return home and want to go back to listening to your usual stations, turn off the Auto Select by pressing the A.SEL RPT/RDM button, and all your preset buttons will be back to the local home stations you had them set to.

There is a lot of other very useful information contained in your Owner's Manual. You might want to consider, on that lazy, quiet evening that you're not doing anything else, picking up your Owner's Manual and looking through the Contents listing for something that interests you, and check it out.

Example of Maintenance Schedule for 2008 GL1800

ITEM	FREQUENCY	ODOMETER READING (Note 1)							Refer to page	
		NOTE	X 1,000 mi	4	8	12	16	20		24
			X 1,000 km	6.4	12.8	19.2	25.6	32.0	38.4	
FINAL DRIVE OIL					I		I		R	164
BRAKE FLUID	5			I	I	R	I	I	R	175
BRAKE PADS WEAR				I	I	I	I	I	I	177
BRAKE SYSTEM					I		I		I	178
* BRAKELIGHT SWITCH					I		I		I	-
* HEADLIGHT AIM					I		I		I	-
CLUTCH SYSTEM					I		I		I	166
CLUTCH FLUID	5			I	I	R	I	I	R	167
* REVERSE OPERATION					I		I		I	-
SIDE STAND					I		I		I	184
* SUSPENSION					I		I		I	-
* NUTS, BOLTS, FASTENERS					I		I		I	-
** WHEELS/TIRES					I		I		I	-
** STEERING HEAD BEARINGS					I		I		I	-

# Chapter Educator Section



August is here and it seems like wherever you ride the heat is still extreme. Our nearby mountain roads may offer a few degrees of temperature relief, however those skinny, twisty roads often bring special hazards. Sharp blind curves often have a surprise vehicle coming toward you, and all too many times the driver of that vehicle is partially on your side of the double yellows! As you approach these type of tight curves take a glance at the lines on the pavement. If they appear to be severely worn or almost gone, you should almost assume that most drivers usually cut the corner so tightly that an invasion of your road space is likely. Find the best compromise between sight distance and a suitable safety cushion, and watch for those worn lines to appear again soon.

Hey, how about a rider education 2-fer? Do many of you have a second bike beside your GoldWing? Maybe a scooter, or like me, a cruiser bike that you just can't give up? Chances are, that second bike isn't ridden as often as your Wing. How old are the tires on that bike?

Having tires that have good tread depth can give you a false sense of security. If the bike is stored in a garage with moderate temperatures, tires can often last about ten years. Inspect the tires' sidewalls often for dry rot cracks and the tread area for any splits in the grooves. If the bike is stored outside in a carport or in a storage shed, consider replacing those tires sooner for your own safety. I'll explain tire date coding at our monthly gathering.

Until next time, ride safer

**Jerry**





# Items For Sale



Nolan N104EVO modular helmet, wine-cherry, size XL, with J&M headset and upper cord. Found I have problems with my C5-C6 & C6-C7 in my neck and the helmet was too heavy, needed to find something lighter. Only used last year. Original cost with headset, \$582, asking \$250/obo.



Nolan N104 modular helmet, wine-cherry, size medium, with J&M headset and upper cord. When I changed helmets, we wanted a matching helmet for my wife. Only used last year. Original cost with headset, \$533, asking \$250/obo.



Vega Stealth F117 full-face helmet, carbon fiber, VERY light-weight, size medium, with IMC G130P headset and upper & lower cord. Bought for my wife, only worn twice, she is not comfortable with the way it fits her and can't wear it. Original cost with headset, \$390, asking \$250/obo.



Vega Stealth F117 full-face helmet, carbon fiber, VERY light-weight, size 2XL, with IMC G130P headset and upper & lower cord. Since my wife can't wear hers, and we prefer matching helmets, I don't need mine. Worn only a few times. Original cost with headset, \$390, asking \$200/obo.

Items for sale, contact Brian Richards, 865-249-6173 or [barljr@comcast.net](mailto:barljr@comcast.net)





# For Sale



(1 set) Hyper Lights  
Brand new,  
MSRP \$100, asking \$75



Dyna Beads for tire balancing, new, (with TPMS system in our bike, we can't use these), asking \$10



Men's Tour Master Venture Air Mesh Riding Pants, Size 38-40, worn once, \$195 new, asking \$75



Leather motorcycle jacket, sz 46, worn & slightly scuffed, asking \$20



Flash2Pass garage door opener set, brand new, MSRP \$140, asking \$75



Bilt Explorer Waterproof Adventure Pants, size 34, MSRP \$359.99, brand new, bought for my wife and she did not like them, asking \$200

Features and Benefits

- 600 denier outer material
- 1200 denier abrasion resistant sections on shoulders and elbows
- 2-layer construction: Full waterproof/breathable/windproof fixed liner, quilted detachable satin liner
- Reflective details for increased visibility
- Airflow inner lining to main shell
- Hip pockets with rubber tab pullers
- Long zip entry vents on front thighs with multi position airflow control
- Elastic waist with pull through adjusters and rubber grip strip
- Zip entry lower leg with hook-and-loop tab adjustment
- Short and all-around connection zippers
- CE approved armor at knees



Bilt Explorer Waterproof Adventure Jacket, size large, MSRP \$399.99, brand new, bought for my wife and she did not like it, asking \$275

Features and Benefits

- 600 denier outer material
- 1200 denier abrasion resistant sections on shoulders and elbows
- 2-layer construction: Full waterproof/breathable/windproof fixed liner, quilted detachable satin liner
- Reflective details for increased visibility
- Airflow inner lining to main shell
- Zip entry ventilation panels on front with fold-away feature
- Long zip entry vents on back with multi position airflow control
- Hydration pack pocket with tube locator on upper back
- Rear pocket with rubber tab pullers
- Multi-point sleeve adjustment tabs for a variable arm fit
- Slide adjustment waist belt for a variable fit
- Mobile phone pouch and additional pockets on inner lining
- Zip entry side hand warmer pockets
- Hook-and-loop tab hip adjustment
- Short and all-around connection zippers
- CE approved armor at shoulders and elbows
- Memory foam comfort back panel

Items for sale, contact Brian Richards, 865-249-6173 or [barljr@comcast.net](mailto:barljr@comcast.net)



# "Down Home" West Virginia



The WV rally was relatively low-key, but enjoyable. There was concern early on that they might have had to postpone or cancel the rally due to not being able to have it at the scheduled Summersville Convention Center, because it was being used by the WV Army National Guard as their headquarters and barracks when they got called up to handle the crisis after the floods that hit WV about a month previous. Thankfully the Guard all moved out 2 days before the start of the WV rally.

A highlight special event at the rally was that it was the 10<sup>th</sup> anniversary of their having the rally there in Summersville. The Mayor of Summersville, along with the CVB arranged for a special "picnic" for all the attendees at a park in front of their court house.

They served us all grilled hot dogs, Cole slaw, and all the fixings for the hot dogs, chips, drinks, and the ever popular ice cream. We had gotten to the park via a police-escorted parade past the marina and through town to the park. While all the bikes were parked in the lot, there was a "People's Choice" for best bike, and also the Mayor walked through the park and picked the "Mayor's Choice".

During the picnic we also had live entertainment with a band playing lots of great songs. Every-

one enjoyed the music, we even saw Gary & Patti Hamilton, TN District Directors, dancing.

One of the events on the schedule was a guided ride underneath the New River Gorge bridge, and you can see us at the visitor's center lookout area with the bridge in the background.

## *Brian*



# Game Night

A good-sized group of us met on July 9<sup>th</sup> for the chapter's scheduled "Game Day", and had a really great time. Mike & Linda Bridges' hospitality was awesome, as usual. And as you can well imagine, there was enough food there to feed an army ... or at least a good-sized group of GWRRA members, anyway. A special highlight of the day was the surprise presentation of a 60<sup>th</sup> birthday cake to Wally.

After a lot of initial munching and "yakking", the first thing on the agenda was, what did you expect? FOOD! And boy everything was really good, we saw a LOT of plates with serious piles on them, members making sure to try everything that looked good to them. But there was still a whole lot of food left over after everyone finished what they could eat. Lots of left-overs went home to be enjoyed later.

Once the main eating was done (not counting the intermittent snacking of course), we got into the game playing, with different games going on at different tables, so there were lots of choices for what anyone wanted to do. Loretta and I enjoyed a couple games of 5-Crowns, followed by several games of dominoes.

All-in-all everyone seemed to have a really great time. And there was even some talk about the "next one", which I think Wally was mentioning hosting. We'll just have to wait and see.



## *Some Yummy Stuff*

### ***Do (Almost) Nothing Cake***

Preheat the oven to 350. Grease and flour a 9x13" cake pan.

1 White Cake Mix  
2 Eggs  
1 Can of Crushed Pineapple - Do NOT Drain  
NO OIL OR WATER!

#### Frosting

1 Stick of Butter  
3/4 Cup Evaporated Milk  
1 Cup Sugar  
1 Cup Shredded Coconut  
1 Cup Chopped Nuts - Pecans or Walnuts, your choice

Mix cake mix, eggs and undrained pineapples with a spoon. Pour into the pan and bake 30 - 40

minutes until a toothpick inserted in the middle of the cake comes out clean.

While still hot, poke the cake all over with a skewer.

Cook the butter, sugar and evaporated milk until thickened, about 5-7 minutes after it starts to boil, stirring occasionally. When thickened, add the nuts and coconut. Pour over the cake and let cool.

***Easy, rich and delicious!***

***Joyce Jennings***



# South Carolina Rally

Loretta and I once again rode to enjoy the SC District Rally in Anderson. It was pretty hot there, so thank goodness most everything (except the “wacky tractor”) was inside the air-conditioned conference center. Their theme this year was “Wingin Down on the Farm”, and many of you will recognize the TN-O Chapter Director, Brenda Perkinson getting into the spirit for the costume contest, dressed as the “Farmer’s Daughter”, and we don’t know if she got into any trouble or not.

One of the scheduled events, which is becoming a fairly regular thing at Region A rallies, the special ride of the “Order of the Red Spoon”. This is something started by Tom & Linda Mitchell the Chapter Directors of chapter FL-1G with a contractual agreement between them, GWRRA National, and Dairy Queen. The rides are to a Dairy Queen (hence the “red spoon”) and members that have not participated before, sometimes called “newbies” go through a special ceremony and get inducted into the Order of the Red Spoon, which is patterned after medieval times and knights and Lords and Ladies, etc. They can get a special patch to put on their vests, and receive a star pin to be stuck into the patch denoting their attendance at a ride. When you are inducted, you become a Squire. After that first time, you can continue to participate in future rides as you find them, and each time you get another star pin to stick into your ORS patch. After 5 pins you become a Knight. After 10 pins you enter a special category as a Lord or Lady. Loretta & I became a Lord and Lady a couple rallies ago, and we found out at this SC rally that there were 3 Lords and Ladies, and a 4<sup>th</sup> couple were raised to that level. In the picture, you can see Tom Mitchell, who is the ORS Wizard. Contractually



is



they are the only people that can do a ride or induct anyone into the Order, and they told me they have close to 1,200 members I think Linda said in 7 or 8 countries. They got the extra countries because they have done an ORS ride at the last couple Wing Dings, and members from other countries visiting, who had heard about the ORS got involved and inducted.

The Jail bird you see in the picture is the newly appointed SC District Director, Buddy Summers. Buddy, along with his wife Kim, took over from Phil & Judy Stone at the SC rally Closing Ceremonies.

The strange pictures of our ADDs Dennis and Jan Peterson are from the “Director’s Challenge” where each of the Directors there at the rally (and I believe there were something like 10 Director couples there) had to blow bubbles from the ever-popular child’s toy, then blow a bubble across the front of the stage area and through a hula-hoop held up by Mary Coral, a member of the SC Team.

In the last picture you can see the TN contingent sitting together at Closing Ceremonies, and TN was awarded a certificate as the largest District in attendance from outside the Region.



*Brian*





# The Green Tomato



A beautiful Saturday morning in July arrived and it was time for a ride. The destination was Mooresburg located near Bean Station. Now we could of ridden there in about an hour but how much fun would that be. I decided to head out on some of our favorite local area roads that took us out along Norris Lake and the Big Ridge State Park. Then on into New Tazewell picking up route 345 and Rt 63 where we headed up over the Clinch mountain and on into Sneedville. We would cross over the Clinch River and follow Route 31 on into Mooresburg, just north of Bean Station.



The menu was amazing—the appetizers of fried mushrooms were the size of a softball and the fried green tomatoes are always a crowd favorite. Time came for some of the very yummy desserts, most of us

were full to the brim but Stanley had another crowd favorite as they brought out an amazing dish. You can zoom in on the picture of Stanley and Patti and you will see what I mean.



Nice ride back into Knoxville. Some split off at various intersections as we said our good bye's. John and Ann had taken one of their favorite shortcuts from Rutledge Pike over to Emory Road. Joppa Mountain road was new for Kathy and me and only found it from John & Ann since this was right in their back yard. Thanks John for letting us in on this little jewel of a mountain road.

Again we headed on across Emory and north on I-75 back into Lafollette. We could tell they had had some rain showers earlier but the clouds moved out for us. Then we heard Stanley and Peanut chatting on the radio as we passed them going west as we were going east in Downtown Lafollette; they had split off from the group and headed back 25E into Harrogate and into Lafollette the back way. All and all a great ride and some great food. We will do this ride again!



*Tom*



# Region N District Rally Schedule

2016 Rally Schedule		
<p><b>TENNESSEE DISTRICT</b> Spring Fling 2016 A SMOKY MOUNTAIN ROUNDUP April 28- Pigeon Forge TN Join us tootin' good time</p>  	<p><b>APPALACIAN REGION 'N'</b> is having a <b>REGION RIDE 'N'</b> May 20<sup>th</sup> &amp; Hungry Mountain State Park Marathon And YOU are invited!!!</p> 	<p><b>West Virginia District</b> 2016 <i>Down Home Reunion Event</i> Summers WV <b>SAVE THE DATE!!!</b> July 22 &amp; 23 2016</p>  
<p><b>KENTUCKY DISTRICT PRESENTS THE 2016 BLAST</b></p>  <p>Cave City KY August 18 - 20</p>	<p><b>Wings Over the Smokies</b> 2016 September 22-24 Cherokee NC</p> 	<p><b>Virginia District RALLY IN THE VALLEY</b></p>  <p>October 6 - 8 Holiday Inn — Tanglewood Roanoke VA</p>

**Big Success**

**Big Success**

**Big Success**

**Dates set for 2017 Spring Fling:  
April 20-22**



# "Chapter Visitation"



Chapter **B** meets the **1st Tuesday** each month at **Shoney's** Clinton Exit 122 off I-75 North  
Eat at 6:00 pm meeting at 7:00 pm.  
Call Tom & Kathy Peck 423-907-9712

Chapter **M** meets the **2nd Tuesday** each month.  
Eat at 6:00 pm meeting at 7:00 pm.  
Chapter M meets at the Fort Loudon Medical Center in Lenoir City. Mel & Renee McInerney  
865-809-1466

Chapter **F** meets the **3rd Thursday** Golden Corral,  
2905 West Andrew Johnson Highway,  
Morristown, TN 37814. Eat 6:30 pm/Meet 7:30  
pm CD Elizabeth & Earl Smith 585-737-9823

Chapter **C** meets the **3rd Tuesday** each month at  
MaMa's House Buffet 2608 N John B Dennis  
Hwy. Kingsport, Eat at 6:00pm and start the Gather-  
ing at 7:00pm. TN Call Richard & Connie  
**Pendleton**, 423-245-8484

Chapter **A2** meets the **3rd Monday** each month  
at O'Charlie's Eat at 6pm Meet at 6:30, 364  
Fountain View Circle Spring Brook Center,  
Newly appointed CD Larry & Margret Borne,  
Phone: 865-856-6179.

Chapter **T** meets the **4th Tuesday** Each month at  
the Shoney's 315 Emory Rd, Powell  
Eat at 6:00 pm/Meet at 7:00 pm CD:  
Bobby Cash 865-705-7657

## Lets go Visit!

Chapter **C2** meets the 3rd **Saturday** at Shoney's,  
4148 US 127, Crossville, Eat at 8:00 am  
Gathering at 9:00 am CD Buddy & Brenda  
Turner, 931-484-7337



**New Chapter Golf Shirts see Pat**  
Chapter "Bee" Embroidered Hats: \$12  
Place you Order with Pat Talley



Give me a call, email me or see you at the next meeting

**INVENTORY CONSISTS OF THE FOLLOWING:**

- Tennessee visitation pins (Shape of State).....\$4.00 ea.
- TN-B Hanger Bars .... 2.00
- Region N 4" Patch . 6.00
- Red/ White 4" GWRRA Patch ..... 6.00
- Black/Gold 4" GWRRA Patch..... 6.00
- Black/Gold 10" GWRRA Patch..... 14.00
- Red/White 10" GWRRA Patch..... 14.00
- Blue & Red District Patch ..... 5.00
- TN District Pin..... 4.00

Chapter B 25 Year Patch.....Free to Chapter B members

We can order so many more goodies - such as - a GWRRA Mouse Pad for your computer, GWRRA Ball Caps in various colors, Coasters, Earrings, Logo Vest Clip Chains, License Plates, Bolo Ties, Happy Face Antenna Ball - and so much more (just too much to list here).

**LET'S GO SHOPPING!**

See the "Quarter Master"

**Pat Talley**

423-562-1962 or talleylakeside@gmail.com



8/1 **Happy Birthday** Roy Burleson

- 8/5 Barbara Chandler
- 8/12 Wilburn Hayes
- 8/20 Merrilee DeGuire
- 8/24 Donna Hemphill
- 8/26 Jack Burnett
- 8/26 Peanut Davis

**Happy Anniversary**



8/2 Roy & Joyce Jennings  
8/21 Jack & Debbie Burnett



# TN-B 2016 Ride and Event Schedule



*Brian Richards  
Chapter B Ride  
Coordinator*

**August** 02, Tue - TN-B monthly Chapter Gathering, at Shoney's, 6pm dinner, 7pm gathering

Aug 04, Thu - TN-C 7<sup>th</sup> Putt-Putt Tournament, Kingsport

Aug 13-14, Sat-Sun - weekend ride to Barber Motorsports museum & Little Mountain state park

Aug 16, Tue - Dinner ride, Concord Lakeside Tavern, meet there at 6:30pm

Aug 19-20, Fri-Sat - KY District Rally, Cave City, KY

Aug 30-Sep 01, Tue-Wed - Wing Ding, Billings, MT



**September** 06, Tue - TN-B monthly Chapter Gathering, at Shoney's, 6pm dinner, 7pm gathering

Sep 17, Sat - Chapter ride to Cookie Jar café, Dunlap

Sep 20, Tue - Dinner ride, Hot Rod's, Maryville, meet there at 6:30pm

Sep 22-24, Thu-Sat - NC District Rally, Cherokee, NC

**October** 01, Sat-Chapter ride to Carver's Apple orchard, Cosby

04, Tue - TN-B monthly Chapter Gathering, at Shoney's, 6pm dinner, 7pm gathering

Oct 06-08, Thu-Sat - VA District Rally, Tanglewood Mall, Roanoke, VA

Oct 07, Fri - Ride For Kids® training, Clinton Harley Davidson, 7pm

Oct 08, Sat - Ride For Kids®, early registration & info booth at Honda of Knoxville, all day

Oct 09, Sun - Ride For Kids®, registration 12pm

Oct 18, Tue - Dinner ride, Apple Barn, Sevierville, meet there at 6:30pm

Oct 22, Sat - TN-B Fall Colors Ride

**November** 01, Tue - TN-B monthly Chapter Gathering, at Shoney's, 6pm dinner, 7pm gathering

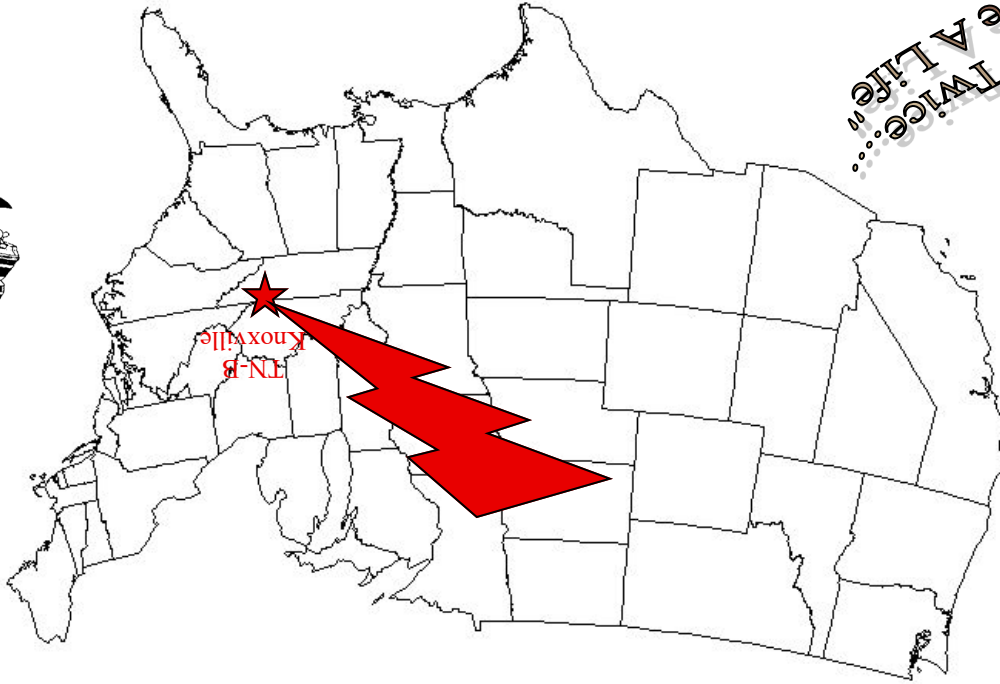

Nov 04-05, Fri-Sat - Region N Rally, Johnson City TN, details TBA

Nov 15, Tue - Dinner ride, Longhorn Steakhouse, Turkey Creek, meet there at 6:30pm


**Come Ride with us!**

Enjoying the Mountains of East Tennessee!

"Look Twice...  
Save A Life"




# Gold Wing Road Riders Association




**Knoxville Sunsphere Wings**  
GWRR Chapter TN-B  
Senior Director Tom & Kathy Peck  
153 Deerwood Lane  
Lafollette, TN 37766  
tomkatpeck@msn.com

## Gold Wing Road Riders Association

**Chapter TN-B**  
August 2016 Newsletter  
Ride Safe! & Ride Aware



To:



"Look Twice...  
Save A Life"

