



"The Buzz"



GWRRA Sun Sphere Wings Chapter B Knoxville Tennessee December 2015 Newsletter

Appalachian Region N
www.region-n.org

Glenda & Alan Keough
Region N Directors
www.gwrraregndir@yahoo.com

Gary & Patti Hamilton
Tennessee District Directors
www.tngwrra.org



Tennessee Chapter B
Chartered December 14th 1982
Home of the 1982 Worlds Fair

Chapter B Senior Directors
Tom & Kathy Peck
You can reach them at home
423-907-9712 or
email: tomkatpeck@msn.com



Gold Wing Road Riders Association
GWRR Director: Ray & Sandy Garris
National Web site www.gwrra.org
Friends For Fun Safety and Knowledge

Volume 34: Number 11

Chapter B Web Site
www.tn-b.org

Newsletter Editors:
Tom & Kathy Peck tomkatpeck@msn.com

Join us the **First Tuesday** each month at **Shoney's Restaurant**
2405 Andersonville Hwy, Clinton, TN 37716, Exit 122 off I-75
(Rt. 61 Museum exit) Just north of Knoxville, Ph. 865-494-7295
Eat at 6:00 PM & our social starts promptly at 7:00 PM
Hope to see Y'all there!!!

**There will be no Chapter B gathering
in December.**
**Instead, chapter participants will meet at
the regular time and place to make plans
for the upcoming chili Cook-Off.**

Chapter B Staff

Senior Directors

Tom & Kathy Peck
423-907-9712
tomkatpeck@msn.com

Assistant Directors

Scott Seal (Amy)
423-566-8250
gwr2003@live.com

Treasurer

Joann Smith
423-562-2876
memories1962@comcast.net

“Couple of the Year” 2015

Sam & Lynell Queener
865-789-4993
queener3@aol.com

“Individual of the Year” 2015

Wally Maliskey
865-617-6268
bamawing@comcast.net

Chapter Educator

Jerry Ciesla (Irene)

Ride Coordinator

Brian Richards (Loretta)
865-249-6173
barljr@comcast.net

Membership Enhancement

Bobbie Beeler (Kyle)
865-247-6247
bebeeler@comcast.net

Chapter Store

Pat Talley (Chuck)
423-562-1962
talleylakeside@gmail.com

Game Night Coordinator

Linda Bridges (Mike)
865-922-9266
redsmicolor@live.com

Sunshine

Emily Lewis
865-938-8223
mawmawx3tce@gmail.com

Technical Advisor

Brian Richards (Loretta)
865-249-6173
barljr@comcast.net

Awards Coordinator

Tom Rhoads (Debbie)
865-945-3894
utvol105@yahoo.com

Web Master / Newsletter Editor

Tom & Kathy Peck
423-907-9712
tomkatpeck@msn.com

From Your Senior Chapter B Directors, Tom & Kathy Peck



Hi Everyone,

Seems like it was just yesterday we were preparing for our 21st annual Chapter B Chili Cook Off now here we are and its that time of the year once again to do the planning for our 22nd annual event. As before we will have our planning meeting instead of our regularly scheduled monthly meeting at Shoney's. Hope you all can make it as we try to come up with ideas necessary to top last years program. Its getting harder and harder to come up with a skit to top last years event but our membership seems to always succeed.

As the year winds down I'd like to thank all those who contribute to making our Chapter a fun and exciting group, without you help we could not do it and it surly would not be so much fun when we get together. Thanks to everyone who showed up to present their ideas for the 2016 ride schedule, I'm already looking forward to getting back on the Goldwing in some warm weather.

With all the health issues our chapter has experienced this year I hope we can put all that in that past and everyone has a healthy and prosperous New Year for 2016. Enjoy the Holidays and be safe in your travels. Always fun to get together for our annual Christmas party, this year once again at Mike and Linda's place. Hope everyone can make it. This year its going to be on a Sunday afternoon so mark your calendars for December 6th at 2 pm, give Linda a call if you have any questions on what to bring. Also bring your appetite because there is always great food and desserts. Our chapter seems to have its share of good cooks! See you all Tuesday at Shoney's to finalize our Chili Cook Off plans and Christmas party plans.

Tom

TN-Q Veterans Day Parade

On Saturday, November 7th, Loretta & I attended “TN-Q Veteran’s Day Parade” honoring all the service men and women, especially those at nearby Fort Campbell (TN-Q is the Clarksville chapter). This was the 4th year in a row we were able to participate in this great event.

Earlier in the week the long-range weather forecast was calling for rain Friday night and all day Saturday, so we were concerned and kept watching closely during the week. We had hopes as the forecast kept getting better and better through the week, till by Friday morning when it was showing a 0% chance of rain on Saturday. With that news, we committed to going and left home Friday afternoon to get to Clarksville in time to attend the chapter’s planned “Meet & Greet” on Friday evening at the same Golden Corral they have their chapter’s monthly gathering. On the ride out we ran into a couple short light sprinkles along the way, but nothing to cause any problems, they were over before we would have even had a chance to pull over to get our rain suits on.

When we got to the Meet & Greet, we discovered we were an hour early - they had changed the time and I had missed the notification email. When we go to this every year, we set up to stay with Loretta’s brother and sister-in-law who live in Clarksville, we all go to the Meet & Greet, then back to their home to spend the night. Since we had messed up on the time for the Meet & Greet, and were with family, we decided to just go to dinner with them and meet up with everyone on Saturday morning at the chapter’s preliminary staging area.

The chapter’s normal plan is to meet early Saturday morning at the parking lot of a bowling alley near where the parade lines up, close to the Austin-Peay college campus. The chapter has all 50 state flags, the flags of all the services plus the POW flag, and several

“special” flags relevant to Fort Campbell, such as the Airborne “Screaming Eagles” that is based on Fort Campbell.

We all got busy distributing the flags and mounting them on the bikes. The chapter has been doing this for quite a few years and has worked out all the procedures for the flags, they have the flags, poles, and depending on how a bike is set up, different methods for mounting the flags, either in flag pole mounts



on the bike’s trailer hitch, or a special bracket for resting on the rear “crash bars” and wire-tires to hold it in place on the co-rider grab-bars. With several bikes having special flag pole holders on their bikes allowing for multiple flags, we were thrilled to be able to get all the flags

mounted and flying. When everyone was ready, we lined up and rode in convoy to the official parade staging area and were directed to our proper position in the line-up, we were number 61 on the list of parade attendees. At least we weren’t right behind any of the horses, which can get a tad messy, if you know what I mean!

As had been predicted on the weather forecast, it was a cool morning and overcast, but at least they were right and there was no rain. Eventually the parade started and traveled along the planned route, which was about 2.5 miles. Along just about the whole route both sides of the street were lined with people, waving flags, and hooting and hollering as we

rode by. As we understand it, they look forward to seeing all the bikes. We made quite an impression, and it was a lot of fun, as well as the great feeling we all get showing our respect for the veterans. As can be expected, it means a lot to them.



Brian Richards

Game Day at Wally's



What a great time! Thanks, Wally!
See Brian's article on the next

Game Day at Wally's

Boy did we have a great time at the chapter's "Game Day" hosted so fantastically by Wally Maliskey. If I counted correctly, there were 25 there to have a good time, and of course enjoy some great food. As Wally said in his reminder emails about the Game Day, there are NO bad cooks in TN-B. There was sooooo much great food to be had, if you didn't get enough, it was your own fault.

The party started out fairly routine as people arrived at Wally's home in dribs and drabs, and we all sat around yakking (amazing, right?), snacking on the snack food that was brought and set out, and glancing periodically at the HUMONGOUS TV showing one of the college football games being played. Wally, the ever optimistic Alabama fan was anxiously waiting for their game to come on later on, and obviously receiving snide comments from the mostly TN Vols enthusiast in the group, such a friendly rivalry, gotta give Wally credit for sticking to his guns against extensive opposition. Interesting side note, if you remember from his emails, he made a tongue-in-cheek comment about what to wear to the party, i.e., "no orange allowed". Well you just KNOW that the gauntlet was thrown down with that statement, so quite a number of members were there in their Tennessee orange shirts, and someone even snuck in a special TN Vols flag and hung it from a bar on the outside lamp post. Poor Wally, any of his neighbors that know him and went by and saw that TN flag flying must have been shocked - I wonder if he will hear about it later?

As more members arrived with the food they were bringing, the "crew" got busy in the kitchen, putting dishes into the oven to warm up, or plugging in crock-pots, or whatever. Eventually the announcement was heard ringing out "Food's ready, come and get it", and we all lined up with plates in hand to dish out all the yummy food we could want. Amazingly, it got quiet for at least a little while, imagine that.

After the main food was consumed, and things started settling down, you just know that it was time to dig into the desserts. Oh my, choice after choice, how can anyone expect us to make a decision, oh well, the only thing to do is obvious - a piece of everything, right? Hopefully no one was worrying about their diets, because it sure would have been difficult to "be good".

As people relaxed after eating, and I know I saw a few fighting that "after a good meal feeling" of a need to siesta, talk got around to the other intent of the day - GAMES. Tables were arranged, chairs set around, decisions made on who wanted to play what. One group went out to the garage (and turned on the heater out there) to play marbles, and two groups in the living room got going on games of 5-Crowns.

During a lull in the games, something was noticed going on with Wally helping Vickie, and I heard a comment something about him losing a couple of his "man points", what do you think?

After the two separate games of 5-Crowns finished, and many decided on a second go at the desserts, the separate tables in the living room were put together for one large table for a game of "Pass the Trash". And you can just imagine all the fun banter that went on around that table.

Anyway, bottom line, as could be expected, the TN-B Game Day was a huge success, everyone ate too much food, of course, and also even more expected, had a great time.

Eventually people started packing things up, getting ready to head home, with shouts out to everyone to have a Happy Thanksgiving, and hopes to see you soon.

Brian Richards

Tech Advisor Section

- . . . devoted to the care and upkeep of your Motorcycle or Trike

Tech Advisor: Brian Richards

Working with your motorcycle's battery

This month's article is a simple one, a little extra help for making things a little easier when working on your bike's battery. First and foremost, one of the major recommendations is to have as few extra accessories as possible fastened directly to the positive and negative terminals of the battery. The more things that are connected to the terminals, the more chance of having problems and/or having a drained battery.

Very important, you need to make sure that the bolts on the positive and negative terminals are VERY tight. Don't use a screwdriver, use a socket or wrench to make SURE it is tight. If it is the least little bit loose, there will be a drain on the battery, and you KNOW what problems that can cause.

Now to an issue about those few accessories that just HAVE to be connected directly to the battery's terminals, hopefully you are using ring terminals at the ends of the wires you are connecting to the battery? Of course now you tell me that having those makes it difficult to tighten the bolt, because as you try to tighten the bolt, the ring terminals tend to twist clockwise with your effort, getting into the way. There is a simple trick to fix that problem. When you have everything ready to be connected, put the battery's bolt through a standard washer, THEN put it through the ring terminals of your accessories, THEN insert the bolt into the battery terminal. Having this washer inserted allows the bolt to turn as you are tightening it, without grabbing the ring terminals and twisting them at the same time.

I mentioned above that it is strongly recommended to have as few accessories as possible connected directly to the battery's terminals. If you have many add-on accessories, as most of us do, you have to start asking: "Okay, so where DO I put them?" Good question. And I'm going to provide a good available solution, complements of Electrical Connection. And you might want to consider that "cleaning up" your electrical connections for your bike and all those add on accessories would be a great winter project.

Electrical Connection has what they call a "Power Plate Fuse Block", in two models, one for the GL1800 2001-2010, and the other for the GL1800/F6B 2012+. Both have the same function description:

The Power Plate is the fuse block you would build if you did it yourself. We use a metal buss bar rather than a circuit board. This allows much more current to be passed without resistance. The design allows simple and easy installation of electrical components - it allows for future growth too. Installation of a Power Plate helps to keep extra ring terminals off the battery - if you have had this problem, you know the value of having only one ring terminal to connect. The Power Plate comes with:

6 individually fused outputs; entire unit is rated for 30 amps.


10 gauge main power wire with fuse for extra protection.

Relay controlled (the relay is easily replaced) - it turns all accessories on and off with the ignition.

We include a port for connecting a battery charger. The port is automatically disconnected if the key is turned on - very important as a battery charger can go up to 17 volts to overcome the resistance in a deeply discharged battery. Not a problem for the battery, but damage can occur to sensitive computers, relays or even your charger. Problem solved.

All kits include 6 spade connectors, 30 amp main fuse, quick-connector, instructions and a legend decal to be placed near the Plate to document fuse function.


This is the model for the GL18 / F6B 2012+



And you can see more at:

http://electricalconnection.com/index.php?route=product/product&path=20_61&product_id=82#sthash.wAXUs8jg.dpuf

This is the model for the GL18 / F6B 2001-2010



And you can see more at:

http://electricalconnection.com/index.php?route=product/product&path=20_61&product_id=81#sthash.a24sOcgE.dpuf

Dinner Ride to Longhorn Steak House



ing - Longhorn's put us on round tables butted up against each other, and as you can imagine, that doesn't really work out real well. Poor Irene started out on a chair right at the junction of two of the tables, so all she had in right in front of her was the gap where the circles of the tables left an open area. But heck, with a quick shifting of seats, we all made it work.

We are looking forward to our ride planning meeting scheduled for the 28th, which as you read this is already past, and we will be setting up our rides for 2016, including where we want to go for dinner rides. We expect after our experience at

Our scheduled dinner "ride" for November, on the 17th, was very enjoyable. Unfortunately it was our last dinner ride for 2015 (darn). Those of us able to attend gathered at the Longhorn's Steakhouse in Turkey Creek for a fun evening of good food and of course, great camaraderie.



Longhorn's that we will include it for discussion as an option for next year, along with several other great suggestions.

Brian

We had the "unlucky" number of 13 members there, but our evening together was anything but unlucky. Everyone seemed to enjoy their food, and there was lots of laughter and story-telling around the tables. Especially since the tables were round! LOL! With round table, we did have to do a little rearrang-



A Note of Thanks


Thanks for all the calls, cards, visits, prayers and encouragement from our Chapter B family during my recent health problems. We don't know just how much we need support until we are going through rough times. Things have improved and I am very grateful. It was so good to be able to get together at Wally's for Game Day, thanks so much, Wally for hosting all of us, we had a great time.

May the Lord bless all of you this holiday season, as he has blessed me.

Chuck Talley

FOR SALE; Due to health reasons must sell. 1994 GW1500 excellent condition, Triked out when I tore up last knee. Numerous extras, 2 covers, one complete, one half, several helmets, plenty of cleaning equipment, extra rear wheel, Never wrecked or dropped when on 2 wheels, Candy Apple red, 85k miles. Will discuss price if interested. Trike kit is Lehman.

Bob McIntyre
 300 Westbury Drive
 Clinton, Tn. 865-457-4444



Clymer GL1800 Maintenance manual, 2001-2005, MSRP \$50, asking \$20 Check with Brian



(1 set) Hyper Lights
 Brand new, MSRP \$100,
 asking \$75
 Brian

Items For Sale



Pit bull jack, used once, with Goldwing adapter \$150.00, Contact Wally for more info



Misc items for sale by
Brian Richards

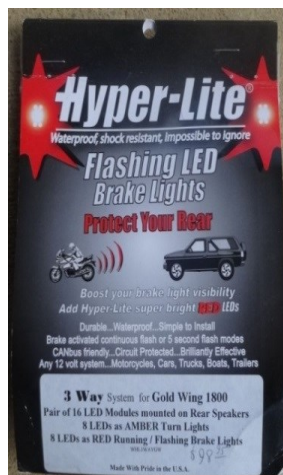
7614 Berrycoat Drive
Corryton, TN 37721
865-249-6173
Email: barljr@comcast.net



Flash2Pass garage door opener set, brand new, MSRP \$140, asking \$75



Leather motorcycle jacket, sz 46, worn & slightly scuffed, asking \$30



(1 set) Hyper Lights
Brand new, MSRP \$100, asking \$75



Men's Tour Master Venture Air Mesh Riding Pants, Size 38-40, worn once, \$195 new, asking \$100



Official Honda Gold Wing mesh jacket - back, with liner, used, MSRP \$140, asking \$75



Wonderwall Entertainment Projector, great for games, new, MSRP > \$100, asking \$75.00



Dyna Beads for tire balancing, new, (with TPMS system in our bike, we can't use these), asking \$10

Chapter Educator Section



Chapter Educator, Jerry Ciesla

Gee, seems like we're always having to deal with different seasons. There are specific hunting seasons, holiday seasons, even mattress sale seasons! All joking aside there are somethings that really don't have specific seasons when it comes to riding motorcycles. We're fortunate here in the mid-south to have a rather long if not year-round riding season. Likewise, we are also facing a few other hazards that are also "in season" year-round.

Recently, you've probably noticed the growing number of distracted drivers on the road that are driving their vehicles in a rather erratic (I'm being nice) manner. The problem is getting worse day by day as the wireless providers come up with new "apps" to make peoples' lives better. Traffic death statistics regarding the use of wireless devices while driving only go back to 2013 surprisingly. Somehow, in this "information" age I thought these stats would be more up to date. A whopping 3200 people died on our country's roads in 2013 due to at least one driver using a wireless device. I'd really like to know how many "victims" were motorcyclists. At this point, all I can recommend is that you raise your awareness level while riding and go back to that old slogan we heard when we first started driving: "Watch out for the other guy" !

One of the other hazards we seem to have year-round is the "Rubber Alligators" or slabs of truck tire tread that can really bite you if you're not prepared to deal with them. Truck tires disintegrate for various reasons. They can blow out or they can shed their tread in slabs of various lengths. Some years back I was the recipient of a truck tire's explosive pieces while riding next to a semi-trailer on the interstate. My bike and helmet had rubber scuff marks that were fairly easy to clean, however I had a few nasty bruises on my right leg that took a few weeks to stop smarting. These tread 'gators can weigh in between 40 and 80 pounds if you get hit with some of the longer strips. Also, keep in mind that most tread slabs contain steel wire from their stabilizing belts. These steel belts rip through clothing and flesh like a knife.

The key is to be aware that truck tires can blow apart at any time, and your best bet is to pass trucks as quickly as possible and minimize the time that you are "in range". If you are near a large truck and can smell rubber burning and you can hear a loud thumping coming from the tires, get past the truck quickly or pull over if possible to avoid the upcoming explosion.

Until next time, Ride safer

Jerry





"Chapter Visitation"



Chapter **B** meets the **1st Tuesday** each month at **Shoney's** Clinton Exit 122 off I-75 North
Eat at 6:00 pm meeting at 7:00 pm.
Call Tom & Kathy Peck 423-907-9712

Chapter **M** meets the **2nd Tuesday** each month.
Eat at 6:00 pm meeting at 7:00 pm..
Chapter M meets at the Fort Loudon Medical Center in Lenoir City. Mel & Renee McInerney 865-809-1466

Chapter **F** meets the **3rd Thursday** Golden Corral, 2905 West Andrew Johnson Highway, Morristown, TN 37814. Eat 6:30 pm/Meet 7:30 pm CD Bill Potter 865-254-9218

Chapter **C** meets the **3rd Tuesday** each month at MaMa's House Buffet 2608 N John B Dennis Hwy. Kingsport, Eat at 6:00pm and start the Gathering at 7:00pm. TN Call Richard & Connie Pendleton, 423-245-8484

Chapter **A2** meets the **3rd Monday** each month at Shoney's 1021 West Lamar Alexander Pkwy, Maryville, TN. Eat at 6:00 PM Meet 7:00 PM CD's Larry & Margaret Born

Chapter **T** meets the **4th Tuesday** Each month at the Shoney's 315 Emory Rd, Powell
Eat at 6:00 pm/Meet at 7:00 pm CD: Jean Brock 865-567-7877.

Lets go Visit!

Chapter **C2** meets the 3rd **Saturday** at Shoney's, 4148 US 127, Crossville, Eat at 8:00 am Gathering at 9:00 am CD Buddy & Brenda Turner, 931-484-7337



New Chapter Golf Shirts see Pat
Chapter "Bee" Embroidered Hats: \$12
Place you Order with Pat Talley



Give me a call, email me or see you at the next meeting

INVENTORY CONSISTS OF THE FOLLOWING:

- Tennessee visitation pins (Shape of State).....\$4.00 ea.
- TN-B Hanger Bars 2.00
- Region N 4" Patch 6.00
- Red/ White 4" GWRRA Patch 6.00
- Black/Gold 4" GWRRA Patch..... 6.00
- Black/Gold 10" GWRRA Patch..... 14.00
- Red/White 10" GWRRA Patch..... 14.00
- Blue & Red District Patch 5.00
- TN District Pin..... 4.00

Chapter B 25 Year Patch.....Free to Chapter B members

We can order so many more goodies - such as - a GWRRA Mouse Pad for your computer, GWRRA Ball Caps in various colors, Coasters, Earrings, Logo Vest Clip Chains, License Plates, Bolo Ties, Happy Face Antenna Ball - and so much more (just too much to list here).

LET'S GO SHOPPING!

See the "Quarter Master"

Pat Talley

423-562-1962 or talleylakeside@gmail.com



- 12/7 Lynell Queener
- 12/14 Alicia Hickman
- 12/21 Irene Ciesla
- 12/26 Chuck Talley
- 12/29 Sam Chandler



12/9 Doug & Cindy Cox

TN-B 2015 Ride and Event Schedule



**Wally
Maliskey
Ride
Coordinator
(retired)**

We would like to introduce everyone to Brian Richards our new 2016 Ride Coordinator. Brian will have an assistant, David Underwood. They will be working hard to set up our new 2016 ride schedule. Hope everyone feels free to suggest and recommend rides and activities for the upcoming year.

I'd like to thank Wally for another great year of riding. I'm sure he will be working with Brian to help him transition to this critical position in our chapter. Looking forward to 2016.

**12/1: Monthly Gathering
Cancelled—Chili Cook-off
Planning Meeting Instead**

12/6: TN-B Christmas Party
Mike & Linda Bridges Place
7505 Inverrary Circle
Knoxville, 2 PM to ???

**1/30, Saturday
Chili Cook-Off
Halls Senior Center**

Come Ride With Us!

Tom &

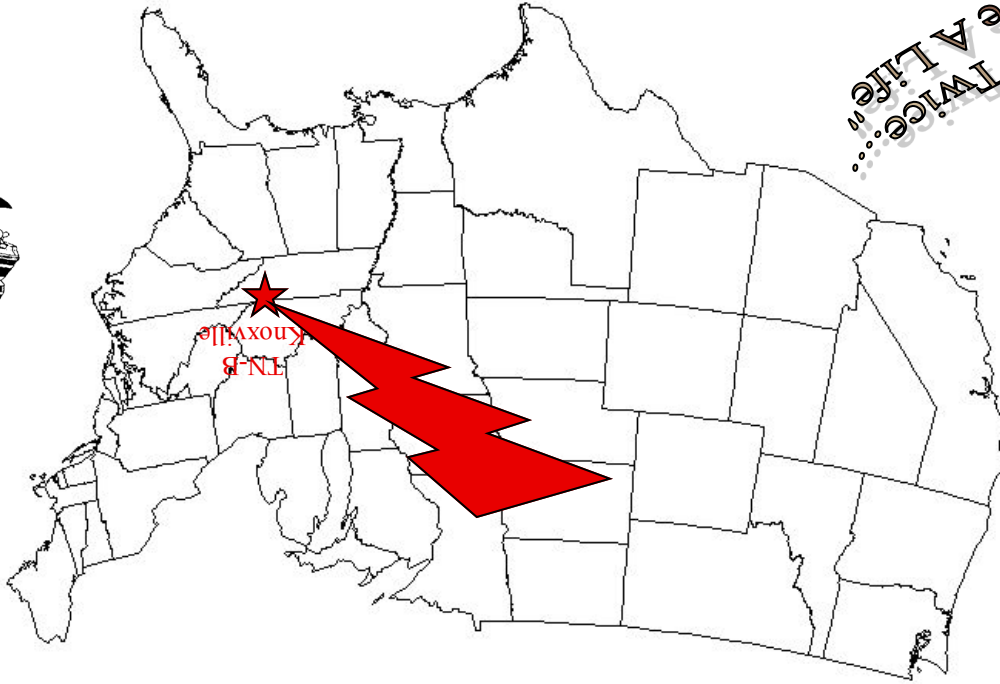

Lets Ride!

Kathy




Enjoying the Mountains of East Tennessee!

"Look Twice...
Save A Life"




Gold Wing Road Riders Association




Knoxville Sunsphere Wings
GWRR Chapter TN-B
Senior Director Tom & Kathy Peck
153 Deerwood Lane
Lafollette, TN 37766
tomkatpeck@msn.com

Gold Wing Road Riders Association

Chapter TN-B
December 2015 Newsletter
Ride Safe! & Ride Aware



To:



"Look Twice...
Save A Life"

