



"The Buzz"



Appalachian Region N
www.region-n.org

Allan & Carolyn Little
Region N Directors
www.region-n.org

Gary & Patti Hamilton
Tennessee District Directors
www.tn.gwrra.org

GWRRA Sun Sphere Wings Chapter B Knoxville Tennessee February 2015 Newsletter

Tennessee Chapter B
Chartered December 14th 1982
Home of the 1982 Worlds Fair

Chapter B Senior Directors
Tom & Kathy Peck
You can reach them at home
423-907-9712 or
email: tomkatpeck@msn.com



Gold Wing Road Riders Association
GWRRA Director: Ray & Sandy Garris
National Web site www.gwrra.org
Friends For Fun Safety and Knowledge



C
H
A
P
T
E
R

C
O
U
P
L
E



M
I
S
T
E
R

N
U
T
T
Y

Volume 34: Number 2

Chapter B Web Site
www.tn-b.org

Newsletter Editors:
Tom & Kathy Peck tomkatpeck@msn.com

Join us the
First Tuesday
each month at
Shoney's Restaurant
2405 Andersonville Hwy,
Clinton, TN 37716
Exit 122 off I-75
(Rt. 61 Museum exit)
Just north of Knoxville
Ph. 865-494-7295

Eat at 6:00 PM & our social
starts promptly at 7:00 PM
Hope to see Y'all there!!!



Everyone at Chapter B would like to send out a special thanks to those who showed up at our 21st annual Chili Cook Off. Our annual fund raising event is always fun and I'm sure some of those special dances from those selected by their chapters will live on for quite sometime. Never know what to expect from these folks. Make your plans now to include us next year for our annual Chili Cook Off. Thanks to all those pictured for their hard work making this time of the year a bit easier to get through. We all look forward to seeing you all down the road!

Chapter B Staff

Senior Directors

Tom & Kathy Peck
423-907-9712
tomkatpeck@msn.com

Assistant Directors

Scott Seal (Amy)
423-566-8250
gwrra2003@live.com

Treasurer

Joann Smith
memories1962@comcast.net

"Couple of the Year" 2014

Sam & Lynell Queener
queener3@aol.com

"Individual of the Year" 2014

Peanut Davis
peanutdavis@yahoo.com

Chapter Educator

Jerry Ciesla (Irene)

Ride Coordinator

Wally Maliskey
865-617-6268
bamaatv214@yahoo.com

Membership Enhancement

Cindy Cox (Doug)
865-719-5112
lucindap99@aol.com

Chapter Store

Pat Talley (Chuck)
423-562-1962
talleylakeside@gmail.com

Game Night Coordinator

Linda Bridges (Mike)
865-922-9266
redsmycolor@live.com

Sunshine

Emily Lewis
865-938-8223
mawmawx3tce@gmail.com

Technical Coordinator

Brian Richards (Loretta)
865-249-6173
barljr@comcast.net

Awards Coordinator

Tom Rhoads (Debbie)
865-945-3894
utvol105@yahoo.com

Web Master / Newsletter Editor

Tom Peck (Kathy)
423-907-9712
tomkatpeck@msn.com

From Your Senior Chapter B Directors, Tom & Kathy Peck

Old Picture , Offutt AFB near
Omaha Nebraska June 2007



Hi Everyone,

January is behind us for 2015 and February is always a short month. Spring will be here before we know it. I always dig into some old photo albums this time of the year, always helps me get through these cold winter days. Ran across the old picture above, good old memories.

Our Chili Cook Off this year was one of our best. Still making the final tally of funds but looks like we may be really close to 5K for the charities we donate to. Thanks to you all for your help achieving our goal to have fun and fulfill our passion to help the kids get through these terrible childhood diseases.

Several of our membership will be headed South for our first ever Chapter B Cruise - what a perfect time to get away from this cold winter weather; hope they all take their sunscreen. Kathy & I had to cancel our reservations—too close to the birth of our granddaughter towards the end of this month. Hopefully there is always next year!!



It's the time of the year to be putting your yearly calendar together - hope you can plan to join your chapter B friends on some of the events or rides we have planned. Make your reservations early so you get the best rates and are assured not to miss out. Sweetheart ball on Valentine's Day, Spring Fling in Chattanooga and Wing Ding in Huntsville are just a few. Check out Wally's schedule towards the back of this edition of the Buzz, Ride Safe!

Tom

Items For Sale

Items for sale, contact Brian Richards, 865-249-6173 or barljr@comcast.net

- 1) GWRRA 3-in-1 Jacket, size large, with 2nd 10" GWRRA patch sewn on inner jacket, excellent condition, asking \$70
- 2) Joe Rocket mesh Jacket, size large, good condition, asking \$15
- 3) Men's classic lambskin western leather vest front, size XL, brand new, MSRP \$60, asking \$50
- 4) Lady's premium buffalo leather vest front, size XL, brand new, MSRP \$40, asking \$30
- 5) Men's Tour Master Venture Air Mesh Riding Pants, Size 38-40, almost new, worn once, \$195 new, asking \$150
- 6) (2 sets, size L and XL) Frogg Toggs, silver, brand new, cost \$42, asking \$35 ea/\$60 for both
- 7) Scala-Rider Q1 Teamset Rider-to-Passenger intercom, brand new, MSRP \$290, asking \$200
- 8) (3 sets) Hyper Lights, brand new, MSRP \$100, asking \$75
- 9) Dyna Beads for tire balancing, new, (with TPMS system in our bike, we can't use these), asking \$10
- 10) DuraBoost Battery Maintainer 750, new, priced \$30, asking \$20
- 11) Add-On rear speaker grill for GL1800 '01-'05, brand new, MSRP \$40, asking \$30
- 12) Leather motorcycle jacket, sz 46, worn & slightly scuffed, asking \$40



FOR SALE!



Just a few words from your Assistant Chapter Director


Hi!

Hope the holidays and end of 2014 has been kind to you. We need to check out our rides and gear so when the time comes to use them they will perform as designed.

Keep up with the emails so that we can be as informed about what's going on or getting ready to happen. If you don't do emails make sure that you have the most current phone numbers and addresses.

There is a lot of things going on with our Chapter and other Chapters so always be on the look out for rides and events. Most of all be safe and enjoy the season and what it has to offer.

Take care, Scott.



Recipe's

Chinese Cole Slaw

1 package Broccoli Slaw Mix
6 to 8 green onions (chop all to include blades)
1/2 cup up to 1 cup Sunflower seeds
1 package of Beef Ramen Noodles (crumbled)
*(save season package for dressing)

Dressing

1/3 cup vinegar
1/2 cup oil
2/3 cup sugar



Combine all with the season package, add to the slaw and marinate overnight. (Or at least a couple of hours)

*From
Amy Seal*

Mexican Cornbread

1 1/2 cups of cornmeal (self-rising)
1 heaping tablespoon of flour (self-rising)
1 cup buttermilk
1/4 cup oil
2 eggs
1 small can of cream corn (8oz)
Jalapeno Peppers (1/4 cup or less, 1/4 cup has a bite)
Onion
Dash of salt
1 1/2 cup shredded cheddar cheese
Chop peppers and onion to taste
Mix meal, flour, salt and cheese in a bowl.
Add milk, eggs, oil and corn.
Add peppers and onions.
Grease a 9 x 13 pan and bake at 375 for 35 min or until brown.

Just For Fun

A SHOT OF WHISKEY: In the old west a .45 cartridge for a six-gun cost 12 cents, so did a glass of whiskey. If a cowhand was low on cash he would often give the bartender a cartridge in exchange for a drink. This became known as a "shot" of whiskey.

THE WHOLE NINE YARDS: American fighter planes in WW2 had machine guns that were fed by a belt of cartridges. The average plane held belts that were 27 feet (9 yards) long. If the pilot used up all his ammo he was said to have given it the whole nine yards.

BUYING THE FARM: This is synonymous with dying. During WW1 soldiers were given life insurance policies worth \$5,000. This was about the price of an average farm so if you died you "bought the farm" for your survivors.

IRON CLAD CONTRACT: This came about from the ironclad ships of the Civil War. It meant something so strong it could not be broken.

PASSING THE BUCK/THE BUCK STOPS HERE: Most men in the early west carried a jack knife made by the Buck knife company. When playing poker it was common to place one of these Buck knives in front of the dealer so that everyone knew who he was. When it was time for a new dealer the deck of cards and the knife were given to the new dealer. If this person didn't want to deal he would "pass the buck" to the next player. If that player accepted then "the buck stopped there".

RIFF RAFF: The Mississippi River was the main way of traveling from north to south. Riverboats carried passengers and freight but they were expensive so most people used rafts. Everything had the right of way over rafts which were considered cheap. The steering oar on the rafts was called a "riff" and this transposed into riff-raff, meaning low class.

COBWEB: The Old English word for "spider" was "cob".

SHIP STATE ROOMS: Traveling by steamboat was considered the height of comfort. Passenger cabins on the boats were not numbered. Instead they were named after states. To this day cabins on ships are called staterooms.

SHOWBOAT: These were floating theaters built on a barge that was pushed by a steamboat. These played small town along the Mississippi River. Unlike the boat shown in the movie "Showboat" these did not have an engine. They were gaudy and attention grabbing which is why we say someone who is being the life of the party is "showboating".

OVER A BARREL: In the days before CPR a drowning victim would be placed face down over a barrel and the barrel would be rolled back and forth in an effort to empty the lungs of water. It was rarely effective. If you are over a barrel you are in deep trouble.

BARGE IN: Heavy freight was moved along the Mississippi in large barges pushed by steamboats. These were hard to control and would sometimes swing into piers or other boats. People would say they "barged in".

HOGWASH: Steamboats carried both people and animals. Since pigs smelled so bad they would be washed before being put on board. The mud and other filth that was washed off was considered useless "hog wash".

CURFEW: The word "curfew" comes from the French phrase "couvre-feu", which means "cover the fire". It was used to describe the time of blowing out all lamps and candles. It was later adopted into Middle English as "curfeu", which later became the modern "curfew". In the early American colonies homes had no real fireplaces so a fire was built in the center of the room. In order to make sure a fire did not get out of control during the night it was required that, by an agreed upon time, all fires would be covered with a clay pot called-a "curfew".

Our First Ride of 2015



Back on Tuesday, Jan.20, it was a beautiful and sunny 62 degrees. I was getting cabin fever and my trusty G.W was beckoning me to get it out of the garage for some sun and fun. I gave a quick

call to Tom Peck on short notice and he was feeling the same vibes. We quickly aired the Dunlop's up and headed for a meeting place at McDonald's.

Tommy Norman-one of the two owners of Tommy's Motor Sports had asked me to come over and check out the new Honda line he had just taken over at their third shop at Crossville. Peck thought that would be a good ride on a sunny Jan. day, so we took off for Crossville. Norman gave us a tour of the new store and showed us a couple of 2015 Gold Wings he had in store. One was a silver color and the other an Anniversary Edition. Norman asked me why I liked silver so well. I quickly retorted, because I can't afford gold.

After viewing all the bikes, Norman suggested we run by the Clinton store next to Shoney's (Chapter B's meeting place) and check out the new Polaris Sling Shot on the showroom floor. They had

already sold 10 and thought they were a hot item.

After racing back from Crossville to the Clinton store, Peck and I walked into the showroom to see this fabulous (what is it?) looking like the front end of a Grand Prix racecar sitting there. Two wheels up front, side by side seat with steering wheel, floor clutch and a stick shift, the rear end tapered down to a single covered wheel in back. What is motorcycling coming to? Also, the cost is about \$27.000. Peck and I were flabbergasted. Other than seeing that SlingShot we had a great ride and a beautiful day on our old, but beloved Gold Wings. Can't wait for more good weather and the rides planned out for 2015. Hope to see everyone at all or some this year.

Chuck Talley



Lets go Visiting

By Brian Richards

Continuing our practice of visiting other chapters, Loretta and I made a few visits this past month. On January 13th we visited the TN-M Lenoir City chapter gathering, along with Wally, who presented them with the plaque they were awarded by the Pediatric Brain Tumor Foundation for their over \$1,000 contribution to the 2014 Eastern Tennessee Ride for Kids.

Then on Saturday, the 17th of January we combined two visits into a long day by first attending the TN-Y, Murfreesboro chapter gathering, then after a nice drive in the sunny weather, attended the TN-S, Portland chapter gathering. We're sure many of you will remember what a beautiful day it was that Saturday, bright sunshine and relatively warm weather.

This caused us, or at least me, a little heartache ... for what you say? I was wishing we were on the bike instead of in our car! To add insult, on the drive from Murfreesboro to Portland, then from Portland to home, we saw quite a few motorcycles out, their riders clearly enjoying a bright sunny day for a ride. We probably saw upwards of 100 motorcycles, 3 were crotch-rockets, one BMW, and all the rest were Harley's or Harley look-alikes except for one older GL1100 we saw, and one GL1800 that was ridden by Mike & Cindy Burkett, TN District Motorist Awareness Coordinator and District Treasurer, who rode to those same two chapter gatherings.

Continued Next Page

Lets go Visiting

Continued

The Murfreesboro chapter gathering is set up to eat at 8am and meet at 9am CST, so even though we decided to eat breakfast at home and just plan to get there in time for the meeting portion, we still had to leave home at 6:30am our time, and it was only 28 degrees then. That temperature and that long of a ride, not quite 200 miles to Murfreesboro, then the about 90 miles to Portland, then the around 200 miles back home, was more than we wanted to try on a bike, so we kept to our trusty “quadra-cycle”.

Anyway, we enjoyed attending the two chapter gatherings and renewing our friendships with so many of our fellow TN GWRRA members. And at the two gatherings there were a lot more chapters also visiting ... we hadn't realized it, but TN-Y had the TN District Couple of the Year Traveling plaque (which was captured by the TN-L 2015 Couple of the Year), and TN-S had the Region N and TN District Traveling plaques. There were not enough members from any one chapter at TN-S to qualify to capture either of their plaques (there has to be at least 5 members for those two plaques, and then it is determined by total miles), so they get to keep them for another month and they will again be available at their next gathering, Feb 21st. ***If any TN-B members would be willing to go with us, we'd love to arrange a group to try for them, and we'd have a pretty good chance as there is only one other chapter, TN-C Kingsport, that is farther away.***

And finally, on Monday, January 19th, we visited the TN-A2 Maryville chapter. They had quite a crowd there also, we didn't realize it but they had the Eastern TN Traveling Plaque (which is a

ticket draw selection), so there were 6 members from TN-F Morristown and 2 members from TN-M Lenoir City there, along with Loretta & I from TN-B. Unfortunately we were not lucky enough to get our ticket picked to “win” the plaque, it went to TN-L, but maybe we can get lucky at Lenoir City next month.

At all four of these visits, we talked up our 21st Annual Chili Cook-Off, hoping to drum up more participants for our fund-raising event, the more the merrier for all the fun, as well as the funds for our chapter's worthwhile charities. Being as far away as they are, and with the planned TN-L Lebanon LTP Training day the same day as our Cook-Off, we're not sure if many of the TN-Y and TN-S members will come, but there was a good amount of interest from the members of TN-A2 and TN-F, and I handed out all the flyers that I had taken with us, so hopefully we will get a good group from them.

We will continue to visit fellow chapters on a regular basis, as it is something we really enjoy doing, interacting with friends all across the District, and finding out all the fun things other chapters are doing. We would love to have other TN-B members join us, either riding with us or carpooling now, or riding along for a fun event once we can start riding again when the weather gets better. If you're interested in joining us, please let us know and we will keep you informed of our visitation plans so you can decide whether to join us or not.

Brian

Tech Advisor Section—devoted to the care and upkeep of your Motorcycle or Trike

Over the years I've heard many members make two complaints about the headlights on their GL1800, one is that the two headlights are not lined up, in that one is pointing higher than the other, and the second complaint is that the two headlights are aimed either too high or too low and the adjustment switch on the fairing does not allow for enough adjustment to get them low enough or

high enough, respectively. The issue here is that most GL1800 owners do not know that there is a second adjustment method for the two headlights. I am going to do my best to explain to you where to find that adjustment capability (it is relatively easy to find when you know where to look) and how to use it. This procedure applies to either a 2-wheeled or 3-wheeled GL1800.

Continued Next Page

Tech Advisor Section— devoted to the care and upkeep of your Motorcycle or Trike

Continued

First, standing in front of the bike, get down and look up under the front of the fairing, along the fork tubes. If you look in the right place you will see a 12mm bolt facing straight down (to the right is a photo of the area with arrows to help you identify what you need to be seeing). There are two of those bolts, one on each side of the fairing, for each of the two headlights. Once you have located them, we can go on to what to do for adjustment. Facing the front of the bike this picture is of the right side, you can see the fork tube with the pinch bolt and directly “above” and to the right of the pinch bolt in the picture, is a black area with numbers on it and “below” that is the headlight adjustment hex bolt.

For either of the following adjustment processes, the best way to do this is to park your 2-wheel bike on its center-stand, or just move your trike, in front of a wall that is clear and you can easily see where each of the two headlights are pointing by where the center point of the light on the wall is.

Under the first scenario where the headlights are not aligned evenly horizontally (one is pointing higher than the other), once you have the bike lined up and can see the center point of each light shining on the wall, you can easily see where one is higher than the other. Now is where you get into the adjustment phase. Determine which of the headlights, left or right as you face the front of the bike, is lower than the other, and focus on the adjustment bolt for that side. Using a 12mm socket on a long extension bar with a ratchet, attach the socket to the end of the appropriate adjustment bolt and turn the ratchet as if you were tightening a bolt, that will raise that light’s aiming position (it may take quite a few turns, there is a LOT of adjustment in that bolt, a LOT of turns to move the headlight positioning). Work the ratchet while watching the light on the wall and continue adjusting the center of beam upwards until it is lined up evenly with the light from the other headlight. Obviously turning the bolt as if you were loosening a bolt lowers the aim point.

Now for the second scenario, where you have noticed that the headlights are aimed too low - even using the normal adjustment switch on the fairing to move them to their highest position they still are shining only just in front of the bike onto the highway and not going out very far, or they are too high - even using the normal adjustment switch on the fairing to move them to their lowest position they still are still shining too high up into the trees or directly into the rearview mirror of the car you are following, totally irritating the driver in front of you, not a good thing to do, we don’t want to anger the driver at us.


Again position the bike in front of a clear wall that you can see the headlights on the wall. I have found the best way to do this is to use masking tape. Using the normal adjustment switch on the fairing, move the aim to the highest position, and put a piece of tape on the wall with a mark where the center line of both beams hit (you HAVE already lined them up so they are horizontally even, right?). Now adjust the headlights to their lowest position and put a second piece of tape on the wall with a mark where the center line of both beams hit. I figure the optimum configuration is to determine the center point of those two marks so that you can adjust the aim to that point, allowing you to have the best possible adjustment option for normal use, so put another piece of tape with a mark for the “center” position of the adjustment switch.

For the situation of the headlights aimed too low, if you already know that at their highest position, they are still too low, you want to move their aim point to some point above the highest mark on the wall, how far above the mark depends on how much “too low” they are. Put a piece of tape on the wall with a mark where you THINK you want the center point to be, keeping in mind that you want their lowest point to be above the current highest point on the wall. One headlight at a time, using the under-the-fairing adjustment bolt, move the center point of the beam up to the mark you made. If the headlights are aimed too high, just reverse this procedure.

This is somewhat of a trial and error situation, you need to make these adjustments, then you need to take the bike out on a night ride and see how it is out on the road. After checking it out, you may need to do some fine-tuning, but you now know what to do and how to do it.

If you have any questions about any of this, please feel free to contact me and I will do all I can to help. I have done this procedure on quite a few fellow members’ bikes, and it sounds complicated but it is really fairly simple.

And as I mentioned in last month’s article, if you think of ideas that you have used in the past that helped you maintain your motorcycle, made it easier to use and enjoy, etc., please consider sending them to me so I can forward them on in subsequent articles. We all can help each other fully enjoy our favorite pastime.



Fork Tube Pinch Bolt Headlight Adjustment Bolt

Tech Advisor: Brian Richards

21st Annual Chili Cook-Off - a Great Success!

Well chapter TN-B's 21st Annual Chili Cook-off



was another success, what a great time was had by all, and for a change, after what we've had the last couple of years, we even had a fairly decent day, the sun was shining, and it was even warm enough to go outside to enjoy the sunshine without needing a coat. Although no one actually rode, I guess it wasn't quite THAT nice, oh well.

Chapter members pitched in with a vengeance on Friday, getting everything set up, all the tables and chairs put out, placing all the donated items for the door prizes on tables with paper bags taped in front of them for the tickets, etc., figuring out which items went for door prizes, which for the silent auction, and which for the standard auction. We had some really nice items to auction off, the members did a great job again getting out collecting donations from some fantastic supporters, and it probably took us a tad over 45 minutes to get it all taken care of, then we sat around and socialized till it was time to leave for a nice dinner together at the Rock Tavern in Halls. All-in-all a satisfying day getting most everything ready for our event.

Saturday morning started out great, we all met at the Halls Senior Center at 8am to put the final touches on the preparations, brought in all the drinks/water, ice, coolers, power strips and cords for all the chili pots, and a bunch of pots of chili, along with everything else needed to make the event so great. With all the chili that the members brought in, as well as some additional pots brought in by other chapter attendees, I think we had around 18 or 19 different pots of chili for everyone to try out, quite a selection, and I'm sure it was hard for some to pick their personal

favorites for the different categories for the judging. You can see here a picture of some of the attendees lined up to pick up their lunch:



Just about all the TN-B members there had specific "assigned tasks", and everyone pitched in enthusiastically, a clear show of the camaraderie and dedication that our chapter members have, to the chapter, and to the ideal of what the Chili Cook-off is all about - our desire to help those in need - since the proceeds get split between St Jude and the Pediatric Brain Tumor Foundation. This year's Grand Prize was a fantastic 301-piece Pittsburg Forge tool kit, and

Loretta and Josh (Vickie Litterell's son, who really jumped right in to help all day) had the fun of selling tickets, and they did a great job ... they strategically parked themselves right at the entry door to catch everyone coming in, to get and of course give the oh-so-necessary hugs to everyone as they entered the room, and at the same time, taking advantage of the best opportunity to sell their tickets, and it seemed to work out very well, they sure sold a bunch of tickets.

Our usual method of having the "door prizes" set out with each donated item having a number assigned and a bag for the members to put tickets they bought into for those items they hoped to win was

again quite a success, we had over 8 tables piled with items to select from, and seeing the amount of tickets in some of the bags, there were a lot of attendees wanting to win the item(s) of their choice, and there were a few that seemed to be rather unusual (such as the "toilet mug" - a mug for coffee / hot chocolate / whatever, shaped like a toilet). Anyway, there were a lot of happy members who won their desired items, and we were happy for all the door-prize tickets that were bought, all for such a good cause.

Continued

Next Page



Chili Cook-Off, Continued



We had some really nice items donated for the silent auction, and there was a lot of spirited competition in making entries on the items, with many different members coming up to the table and over-bidding

the person prior to them (and a few good-natured comments were heard when one member's bid was "topped"). After the deadline passed and the different winners were announced, from what I remember hearing, it seemed that the **Pecks** made out very well, I believe they won the majority of the silent auction items.

We also had some great donated items brought in for the regular auction, and **Scott** did a really great job as the stand-in for our usual auctioneer **Jerry**, who is recuperating from knee replacement surgery just about a week before the cook-off and didn't feel he could do justice to the auction, not being able to move around like he would like to, trying to encourage all the spirited bidding he would be working for. He did do a lot of other help during the event, considering it was difficult for him to get around well, between his walker or limping without it. Anyway, **Scott** did really well and got some great crowd participation, although he did get a little flustered when some bidders decided to have even more fun with some bid increases of \$0.25. After all the dust settled, it seemed like everyone had a good time, which was a main objective, along




with some great sales. And speaking of **Jerry** helping out where he could, he did a great job with this year's Chapter Challenge, our chapter's "Age" related version of "Dancing with the Stars". The selected "contestants" (some were

"volunteers", while others were, in some cases "draftees", LOL) from each chapter picked a secret dance card

from a jar. After all contestants had selected a dance, their dance was individually revealed, and when all were revealed, the dancers were escorted out to the hallway to work to prepare their dance to present - such crowd favorites as the Rheumatoid Rhumba, the Hemmeroid Hop, the Not-so-Quick Step, and several others. We can unequivocally state that the contestants did an absolutely fantastic job of coming up with some interesting interpretations for their dances, and the audience had an absolutely awesome time watching and cheering on their favorites. Now we have to figure out what to come up with for next year's Chapter Challenge. Any ideas?

All-in-all, it was a day of fun for everyone, with lots of laughter, and lots of other chapters joining us for our cause, we were so glad to see so many of our fellow GWR-RA members joining us for a good time.



*By
Brian
Richards*

Chapter Educator Section



Jerry Ciesla
Chapter Educator

It's amazing how fast January has passed by with rather mild weather. Though it has not been real "riding weather", I have seen a few bikes out this month on some of the "warmer" days.

Walking past your hibernating bike in the garage might stir a few thoughts this time of year. This would be a good time to take a few minutes to give your bike a good visual inspection in preparation for the upcoming riding season. Take a good look at your tires to check for wear or foreign objects that might make it necessary to order up replacements. If accessible, take a look for worn brake pads and rotors. A light rust coat on the rotors is normal after a long period of storage and not normally a problem.

Check your owners' manual and maintenance log to see if your bike is due for a particular service soon. Maybe you got a particular item of "safety chrome" for the bike at Christmas time that needs to be installed. The current "off season" might be just the time to get these maintenance items or modifications installed. Aftermarket parts suppliers and most dealerships are slow this time of year, so maybe it's time to beat the springtime rush!

Hope to see you on the road soon!
Until next time, ride safer

Jerry

Spring Fling
April 23-25, 2015,
at Camp Jordan in East Ridge/Chattanooga TN

Host Hotel: BEST WESTERN PLUS Arbor Inn & Suites
6710 Ringgold, East Ridge, Tennessee, 37412-4230, US
Phone: 423/893-7979

Note: I called and made a reservation to stay Thursday through Saturday, April 23-25. Need to ask for the GWRRR rate: Double \$82, King \$82, Suite (2 double beds and separate living room) \$92. (Plus tax). Cancellation is 6 PM the day of check-in.

Kathy





"Chapter Visitation"



Chapter **B** meets the **1st Tuesday** each month at **Shoney's** Clinton Exit 122 off I-75 North
Eat at 6:00 pm meeting at 7:00 pm.
Call Tom & Kathy Peck 423-907-9712

Chapter **M** meets the **2nd Tuesday** each month.
Eat at 6:00 pm meeting at 7:00 pm..
Chapter M meets at the Fort Loudon Medical Center in Lenoir City. Mel & Renee McInerney 865-809-1466

Chapter **F** meets the **3rd Thursday** Golden Corral, 2905 West Andrew Johnson Highway, Morristown, TN 37814. Eat 6:30 pm/Meet 7:30 pm CD Bill Potter 865-254-9218 Note Day Chg

Chapter **C** meets the **3rd Tuesday** each month at MaMa's House Buffet 2608 N John B Dennis Hwy. Kingsport, Eat at 6:00pm and start the Gathering at 7:00pm. TN Call Richard & Connie Pendleton, 423-245-8484

Chapter **A2** meets the **3rd Monday** each month at O'Charlies Eat at 6pm Meet at 6:30, 364 Fountain View Circle Spring Brook Center, CD Wayne Howe & Brandi Ellard 865-924-0136 Note Location Change

Chapter **T** meets the **4th Tuesday** Each month at the Shoney's 315 Emory Rd, Powell
Eat at 6:00 pm/Meet at 7:00 pm CDs:
Jean Brock 865-567-7877.

Lets go Visit!

Chapter **C2** meets the 3rd **Saturday** at Shoney's, 4148 US 127, Crossville, Eat at 8:00 am Gathering at 9:00 am CD Buddy & Brenda Turner, 931-484-7337



New Chapter Golf Shirts see Pat
Chapter "Bee" Embroidered Hats: \$12
Place you Order with Pat Talley

Give me a call, email me or see you at the next meeting

INVENTORY CONSISTS OF THE FOLLOWING:

Tennessee visitation pins (Shape of State).....\$4.00 ea.
TN-B Hanger Bars 2.00
Region N 4" Patch 6.00
Red/ White 4" GWRRA Patch 6.00
Black/Gold 4" GWRRA Patch..... 6.00
Black/Gold 10" GWRRA Patch..... 14.00
Red/White 10" GWRRA Patch..... 14.00
Blue & Red District Patch 5.00
TN District Pin..... 4.00

Chapter B 25 Year Patch.....Free to Chapter B members

We can order so many more goodies - such as - a GWRRA Mouse Pad for your computer, GWRRA Ball Caps in various colors, Coasters, Earrings, Logo Vest Clip Chains, License Plates, Bolo Ties, Happy Face Antenna Ball - and so much more (just too much to list here).

LET'S GO SHOPPING!

See the "Quarter Master"

Pat Talley

423-562-1962 or talleylakeside@gmail.com



2/1 JoAnn Smith
2/2 Bill DeGuire
2/6 Glenn Riedel
2/17 Ann Cutsinger
2/23 David Underwood



2/1 Bob & Ruth McIntyre
2/2 Marvin & Carolyn Owens

Wright-Pat Air Force Museum

Hey Kids,

It is that time of year again, ride planning. Air Force Museum (free admission) and hopefully Young's Dairy Barn for Saturday dinner. May 29th - May 31st. Tom Peck has agreed to lead this adventure, going up a little interstate at times and mostly back road, Sunday straight shot down I-75 get home quicker..

I have selected the Extended Stay America Hotel in Fairborn, Ohio. (Dang Buckeye's) there is a Quality Inn a little cheaper but on has a rating of 4.9 out of 10. This hotel is a few dollars more but has a rating of 7.1 out of 10. the rooms have a kitchenette in them. Their website is: <http://www.extendedstayamerica.com/reservations/selectroom.html>

Extended Stay America - Dayton - Fairborn
3131 Presidential Dr., Fairborn, OH 45324,
4.3 miles from destination
Tel: (937) 429-0140 | Fax: (937) 320-4922
Email: FRB@extendedstay.com


As always I would suggest you go to the website, to reserve room, due to you will have a paper trail, we can cancel up until 1800 on the 29th of May, without penalty. They will charge \$5 for 2nd person in room, if you tell them????

Rates:

1 Queen Suite Senior Rate.... 61.74/n as of today they have 12 rooms like this available

1 Queen Deluxe w sofa bed, Suite Senior Rate ...\$71.74 as of today have about 25 of these available

2 double bed room + sofa bed senior rate ...\$80.74 as of today only 2 of these left.



If you are even thinking about going please reserve a room now, while this rate is available, like I said we have until 6 p.m. on 29th to cancel.

Wally



Mister Nutty

Meet Mr. Nutty!

He has replaced our Chapter Ding-A-Ling Award, and thanks to Ken Cutsinger, our very own taxidermist, we have a one of a kind award for those who mess up from time to time.

Thanks Ken,
for this great little guy!

TN-B 2015 Ride and Event Schedule

(Under Construction!)



**Wally
Maliskey
Ride
Coordinator**

FEBRUARY

- 2/10: Dinner Ride Tuesday night 6:30 pm at Fountain City Diner
- 2/14: Saturday, TN District Winter Event
- 2/14-21: Chapter Cruise

MARCH

- 3/17: Dinner Ride Tuesday night 6:30 pm at RJ's Courtyard Restaurant in Alcoa, \$25 for room, will collect \$1 per person.

APRIL

- 4/21: Dinner Ride Tuesday night 6:30 pm, Cheddars, TBA
- 4/23-25: Thu-Sat, Spring Fling, East Ridge, TN

MAY

- 5/23: Saturday Ride, Old Mill Restaurant in Pigeon Forge, TBA
- 5/29-31: Fri-Sun, Air Force Museum, Fairborn, OH, TBA, Tom Peck

JUNE

- 6/13: Saturday Ride, Amis Mill Restaurant in Rogersville, TBA

JULY

- 7/9-11: Wings Over the Smokies, Cherokee, NC
- 7/18: Saturday Ride to Cumberland Lake State Park, TBA
- 7/26: Ride for Kids, at Oak Ridge Civic Center

AUGUST

- 8/22: Saturday Ride to the Green Tomato in Mooresburg near Bean Station

SEPTEMBER

- 9/2-5: Wing Ding, Huntsville, AL
- 9/11: Friday, Wings Across TN Lunch at Concord Park
- 9/19: Saturday Ride to Jacob Myers Restaurant in Dayton

OCTOBER


- 10/24: Saturday, Fall Color Ride, TBA

NOVEMBER

- 11/16: Tuesday Dinner Ride to Ye Ole Steak House, 6:30 pm

DECEMBER

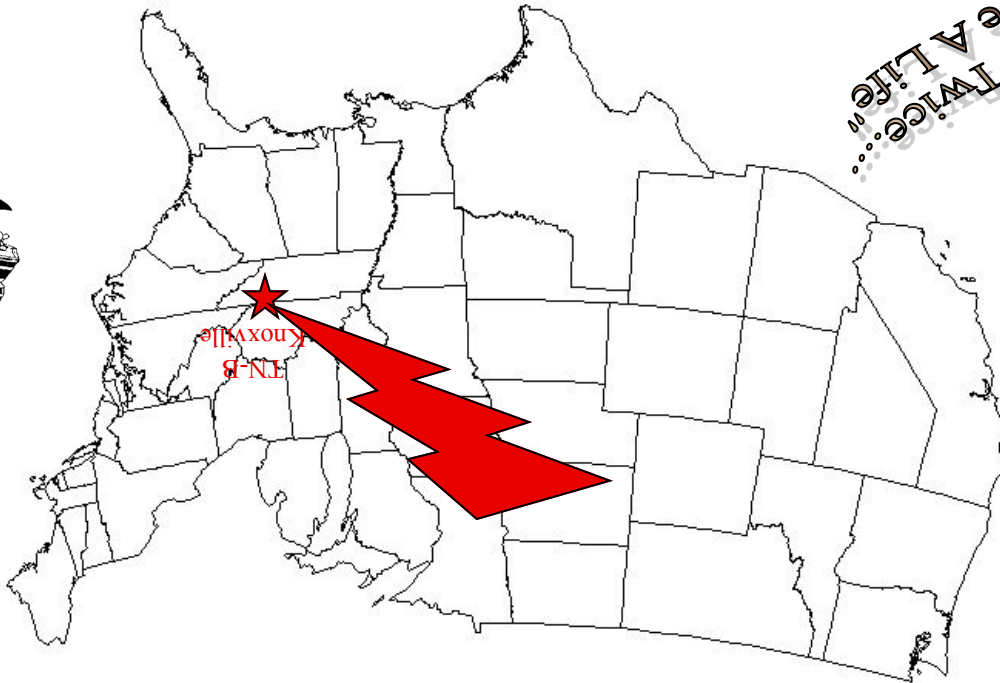

- 12/8: Monthly Gathering Cancelled—Chili Cook-off Planning Meeting Instead
- 12/5 or 12: TN-B Christmas Party



Come Ride With Us!

Enjoying the Mountains of East Tennessee!

"Look Twice...
Save A Life"




Gold Wing Road Riders Association



Knoxville Sunsphere Wings
GWRRR Chapter TN-B
Senior Director Tom & Kathy Peck
153 Deerwood Lane
Lafollette, TN 37766
tomkatpeck@msn.com

Gold Wing Road Riders Association

Chapter TN-B
February 2015 Newsletter
Ride Safe! & Ride Aware



To:



"Look Twice...
Save A Life"

